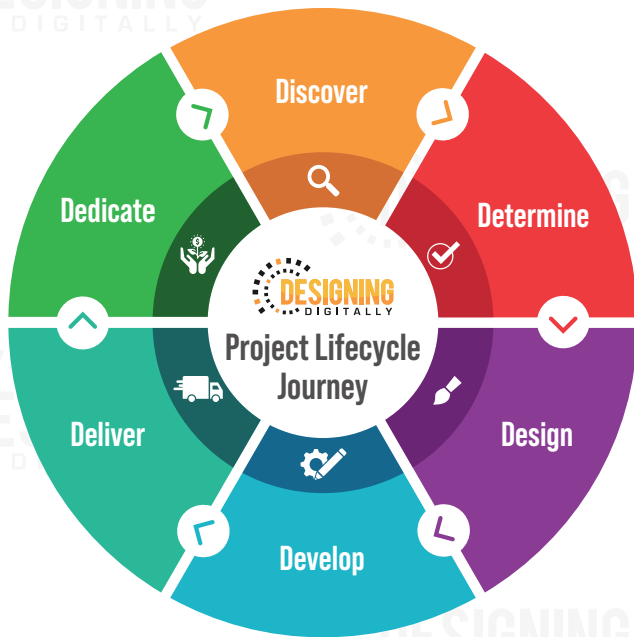




Project Lifecycle Journey





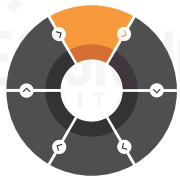
What is the Project Lifecycle Journey?

The Project Lifecycle Journey we follow ensures positive project outcomes across diverse types, levels, and sizes of programs while maximizing investment return. It provides tangible partnership benefits which directly impacts project budget, schedule, finished plan, and learner outcomes. It represents the communication, coordination, and project commitments for each solution.

How will this model help my project?

We'll guide your team through 6 different phases, from conceptual ideas through our ongoing support system. Each phase has steps that have a proven purpose in guaranteeing your projects meets your unique needs and aligns with the culture and goals of your organization.

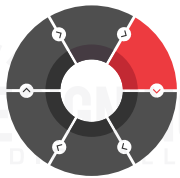
What do the six main components entail?



Discover

Explore and Identify

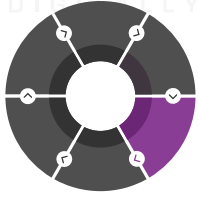
In the Discover Phase, we will learn about your company, the role you play in it, the challenges you're facing, and your training needs. We will determine and agree on which Production Levels align with your requirements. Your proposal will include more information about the Production Level and our lasting partnership.



Determine

Consult and Analyze

The Determine Phase is where we start our performance consulting and analysis. This ensures we have the best outcome on human performance. We'll expand on your previously discussed needs, talk to your SMEs, and clarify the findings in our Needs Analysis Report. We'll then suggest a structure and theme for your training course. Once we have agreed upon a direction, we'll assemble a plan to develop your solution and then provide the Design Map, which we will review together so you can give feedback on the details.



Design

Concept and Draft

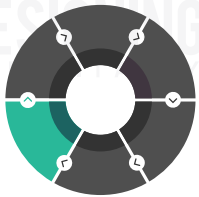
The Design Phase is where you'll get to see the exact slides or interactions for your project. We'll present the Storyboard, which serves as the script for your learning solution. You will review the content, select the voice talent, and assign a graphical design for the interface.



Develop

Produce and Test

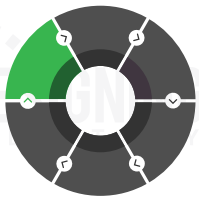
In the Develop Phase, your solution will come to life. Our developers use this phase to compile all the graphics, audio, and interactive features. We'll thoroughly test for any bugs before sharing content with your team for Beta Testing. You will get to walk through the project in its entirety, experience all the components you helped design in the previous phases, and confirm whether the development is satisfactory.



Deliver

Implement and Launch

After you approve the final course, we will deliver it to your Learning Management System (LMS) team or upload it to a custom platform we developed for you. Once all the reporting settings are correct, we will invite you to sign off on the project.



Dedicate

Measure and Evolve

We will continue to support you after launching your new training by gathering learner metrics and KPI data, as well as creating data visualizations. Our team will also implement technical and content updates through your Support and Sustainment Agreement (SSA). We'll also collaborate with your team to identify any remaining training gaps or additional needs.






The Next Steps

Let's talk training! We help your company grow through learning and development solutions that produce fundamental changes and improve performance. We consult with you to identify the training needs, develop the entire program, and provide post-launch support.




With over a decade of experience developing custom training, our solutions prove they positively impact the workplace. Whether you are looking for a partner to help diagnose your business challenges or you are ready to jump right in, you can depend on us to be a reliable partner.

[WORK WITH US](#)

Contact Us

-  866-316-9126
-  info@designingdigitally.com
-  8401 Claude-Thomas Rd #30,
Franklin, OH 45005

Learn About Us

-  [Capability Statement](#)
-  [Case Study Highlight Brochure](#)
-  [What We Do Video](#)